


CREDIT CARD ALERTS AND CONTROLS

Merck Sharp & Dohme FCU

Card Management

< Back




Card Description
VISA Signature Vigor

Card Number Expires

Alerts and Controls

Block this card
Place a temporary block on your card. You can unblock your card at any time.

My card settings

 **Manage Card Alerts**
Set the type of card alerts you want to receive.

ALERTS AND CONTROLS

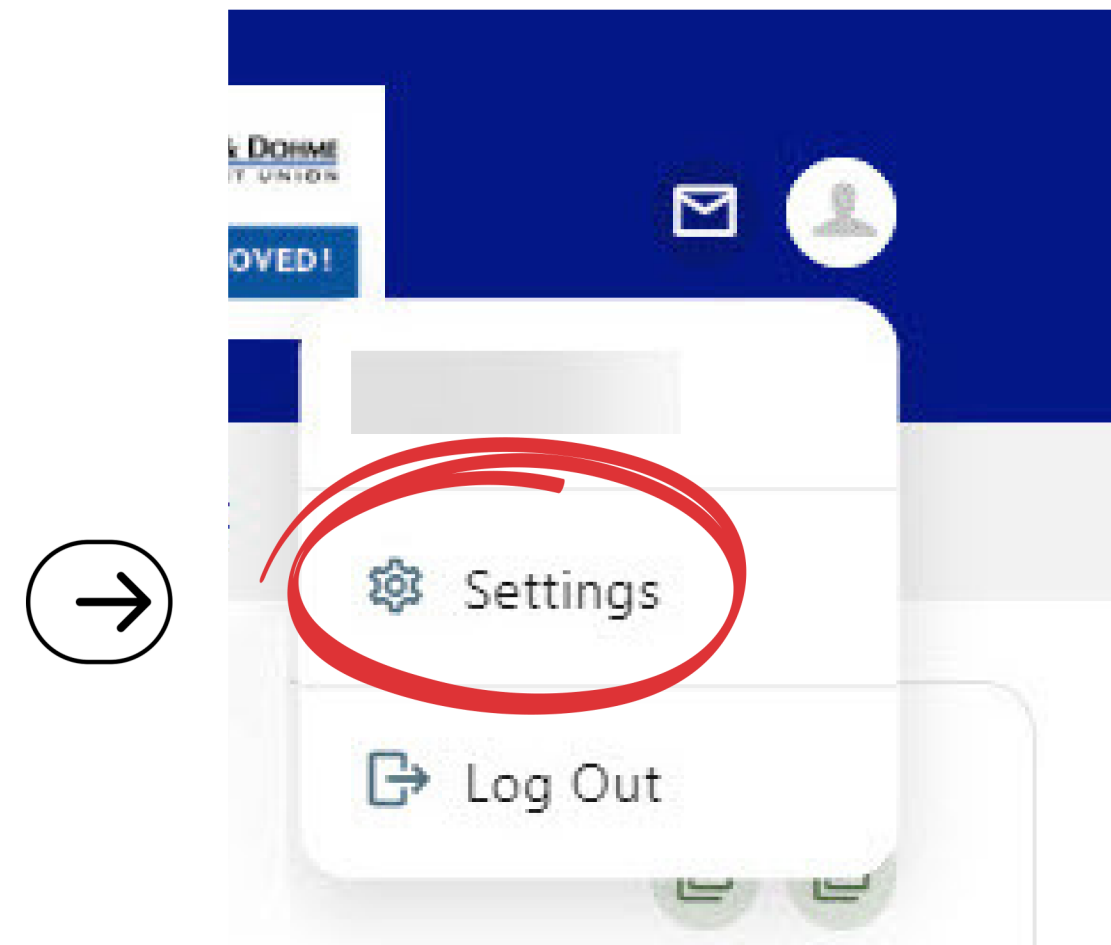

Securely register for Alerts through online banking.

You can choose to receive text or email alerts about your account activity.


Don't wait for your card statement to arrive. You can stay informed and detect possible fraud by receiving Alerts.

Update/Confirm that your profile information is set up correctly to receive emails and SMS messages.

- 1 Click on your **Profile** image and go to **Settings**.



Settings

Profile  **Contact** Accounts Applications



Edit

Profile Information

FULL NAME

NICKNAME

TIME ZONE

Recent Login Activity

DATE AND TIME

Today 2:48 PM

Today 2:06 PM

Today 10:20 AM

Today 9:35 AM

April 11 5:07 PM

April 5 1:38 PM

BROWSER

Chrome

Chrome

Chrome

Chrome

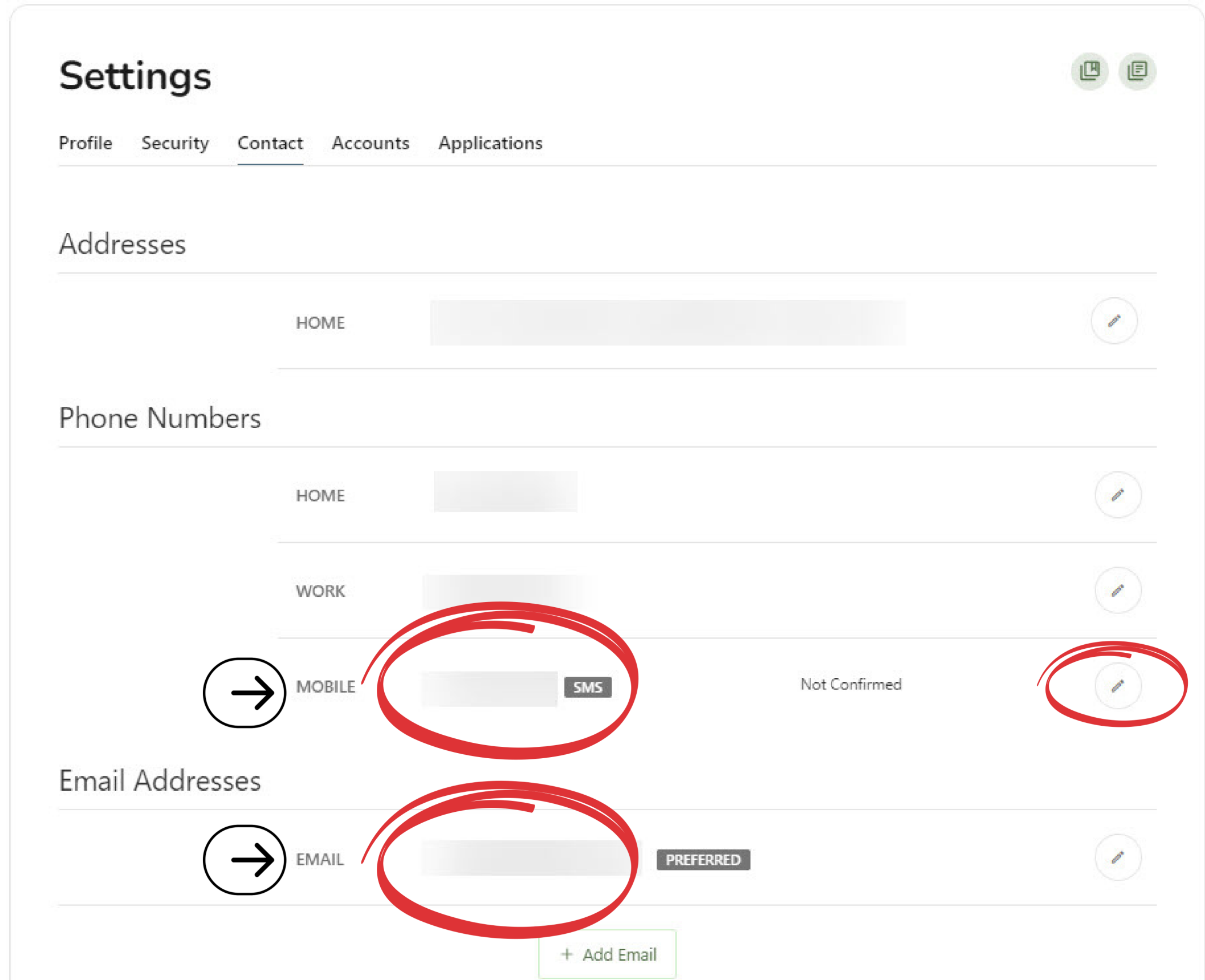
Safari 16

Chrome

2 Under **Settings**, click on the third tab over **Contact**.

3 Review/Update
– your mobile and email
address.

To confirm your
information, click on the
Pencil icon on the left.



4 Select the **checkbox** to receive the code.

Click the green **Send code via text** box.

Settings

Profile Security Contact Accounts Applications

Addresses

HOME

Phone Numbers

HOME

WORK

MOBILE

This Is An International Number

I Would Like To Receive SMS Text Messages To This Number
Standard text messaging rates will apply.

Starting 11/1/2017, we cannot deliver text to this number until it is confirmed.

Send a code via text

As Preferred Contact Phone

Save Changes

Cancel

Email Addresses

EMAIL

PREFERRED

5 Enter the code and click **Confirm code.**

Settings



Profile Security Contact Accounts Applications

Addresses

HOME



Phone Numbers

HOME



WORK

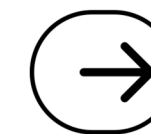


MOBILE

This Is An International Number

I Would Like To Receive SMS Text Messages To This Number
Standard text messaging rates will apply.

Status: Unconfirmed - we cannot deliver text to this number until it is confirmed.



Code

Enter Code

[Resend confirmation code](#)

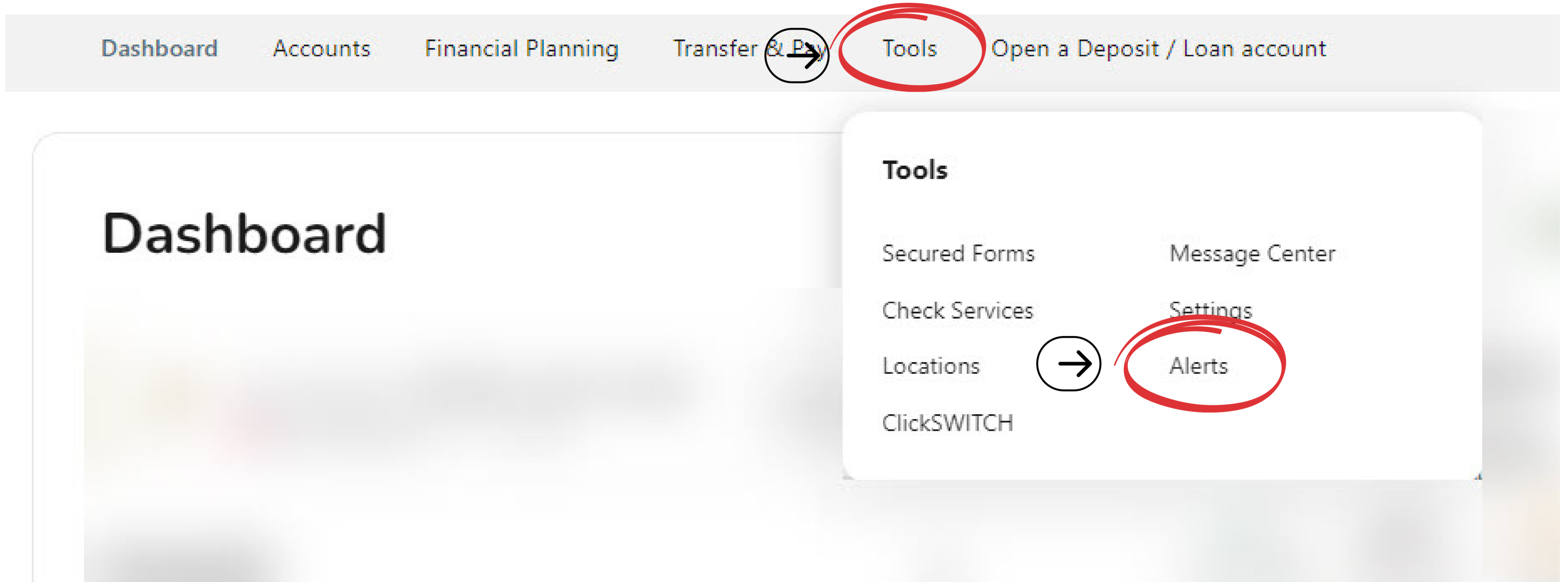
Set As Preferred Contact Phone

Save Changes

Cancel

**Now, you can set the
alerts you wish to receive.**

1 From the main menu, click on **Tools** and go to **Alerts**



2 From the **Accounts** menu, use the drop-down arrow to select your **Credit Card Account**.

Alerts

General Alerts

Accounts

Authentication


Card

Mobile Deposit

Transfers

Accounts

Selected Account
Personal Checking



13 Promo Month CD

13 Promo Month CD

Midwest Mortgage

Vigor Credit Card

Balance

Balance Summary

Check Cleared

Insufficient Funds

Interest Credit

Loan Payment Due

Returned Check

Transactions

Transaction Description



3 Using the **toggles**, you can go through each category and set **Alerts** and how you want to receive them by email or SMS or Push notifications.

Alerts

- General Alerts
- Accounts
- Authentication
- Card
- Mobile Deposit
- Transfers

The screenshot shows the 'Alerts' settings for a selected account, 'Vigor Credit Card'. The 'Accounts' section is highlighted with a red circle, and the 'Balance' alert option is also circled in red. A right-pointing arrow icon is visible next to the 'Balance' option. The 'Balance' alert settings are shown in a modal window, which includes a description, two toggle switches for 'If current balance is below' and 'If current balance is above', and a 'Choose delivery method' section with three options: SMS, Email, and Push. The 'Push' option is circled in red, and a right-pointing arrow icon is next to it. The 'Save' button is at the bottom right, and a 'Let me assist you!' button is at the bottom left.

Accounts

Selected Account
Vigor Credit Card

Balance

Balance Summary

Check Cleared

Interest Credit

Loan Payment Due

Returned Check

Transactions

Transaction Description

Balance

Receive an alert whenever a transaction is made on this account that causes the balance to fall below or go above the specified amount(s).

If current balance is below

Amount
\$100.00

If current balance is above

Amount
\$500.00

Choose delivery method

SMS

Email

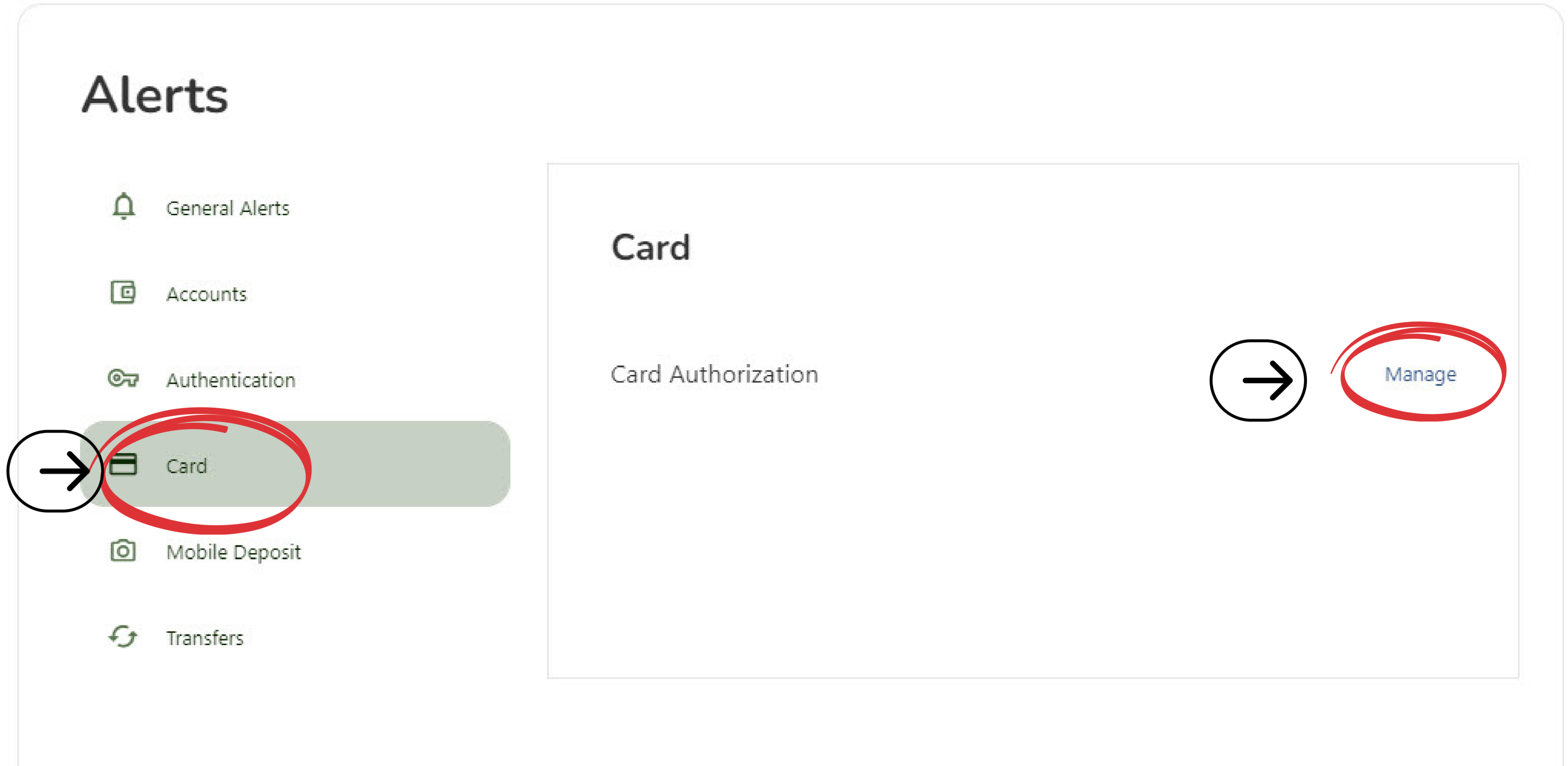
Push

iPhone

Save

Let me assist you!

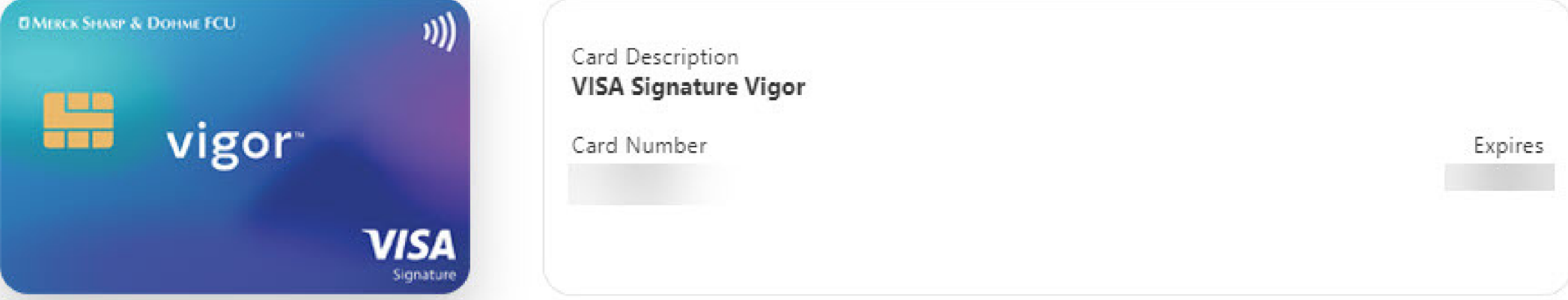
4 To set additional protections, access the **Card Management tool**.



4 To set alerts, use the **Manage Card Alerts** by clicking on the pencil icon.

Hint: From this screen, you can use the **Block this card** feature in case it is ever lost or stolen.

Card Management



The screenshot shows the 'Card Management' screen. At the top, there is a title 'Card Management' and two circular icons. Below the title is a '< Back' link. The main content area is divided into two sections. On the left is a digital representation of a blue and purple VISA Signature Vigor card. On the right is a card details box containing 'Card Description: VISA Signature Vigor', 'Card Number' (blurred), and 'Expires' (blurred). Below this is the 'Alerts and Controls' section, which includes a toggle switch for 'Block this card' with the subtext 'Place a temporary block on your card. You can unblock your card at any time.' Underneath is the 'My card settings' section, which contains two items: 'Manage Card Alerts' (with a pencil icon circled in red) and 'Manage Card Controls' (with a pencil icon). A black circle with a white arrow points to the 'Manage Card Alerts' item.

< Back

MERCK SHARP & DOHME FCU

vigortm

VISA Signature

Card Description
VISA Signature Vigor

Card Number

Expires

Alerts and Controls

Block this card
Place a temporary block on your card. You can unblock your card at any time.

My card settings

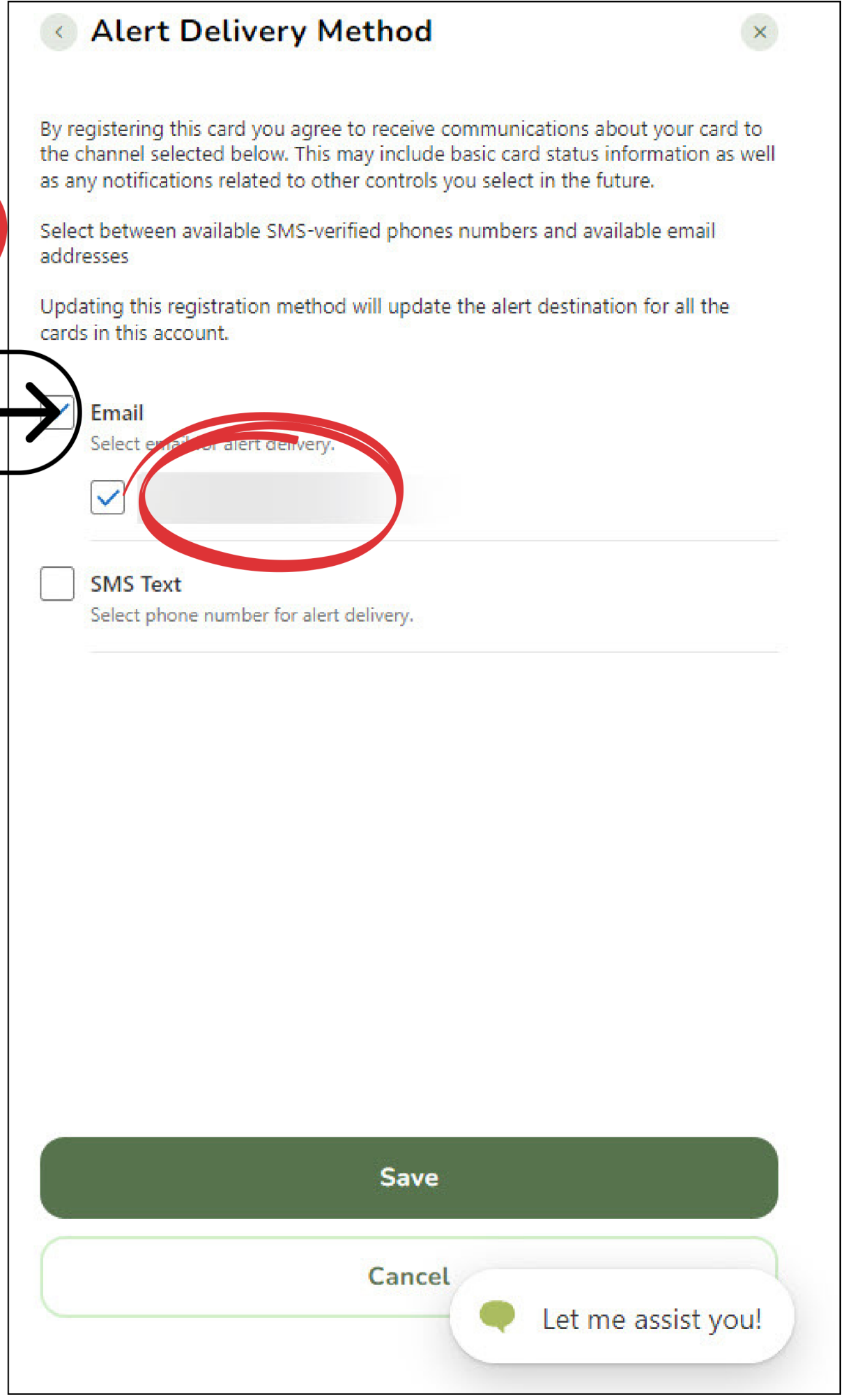
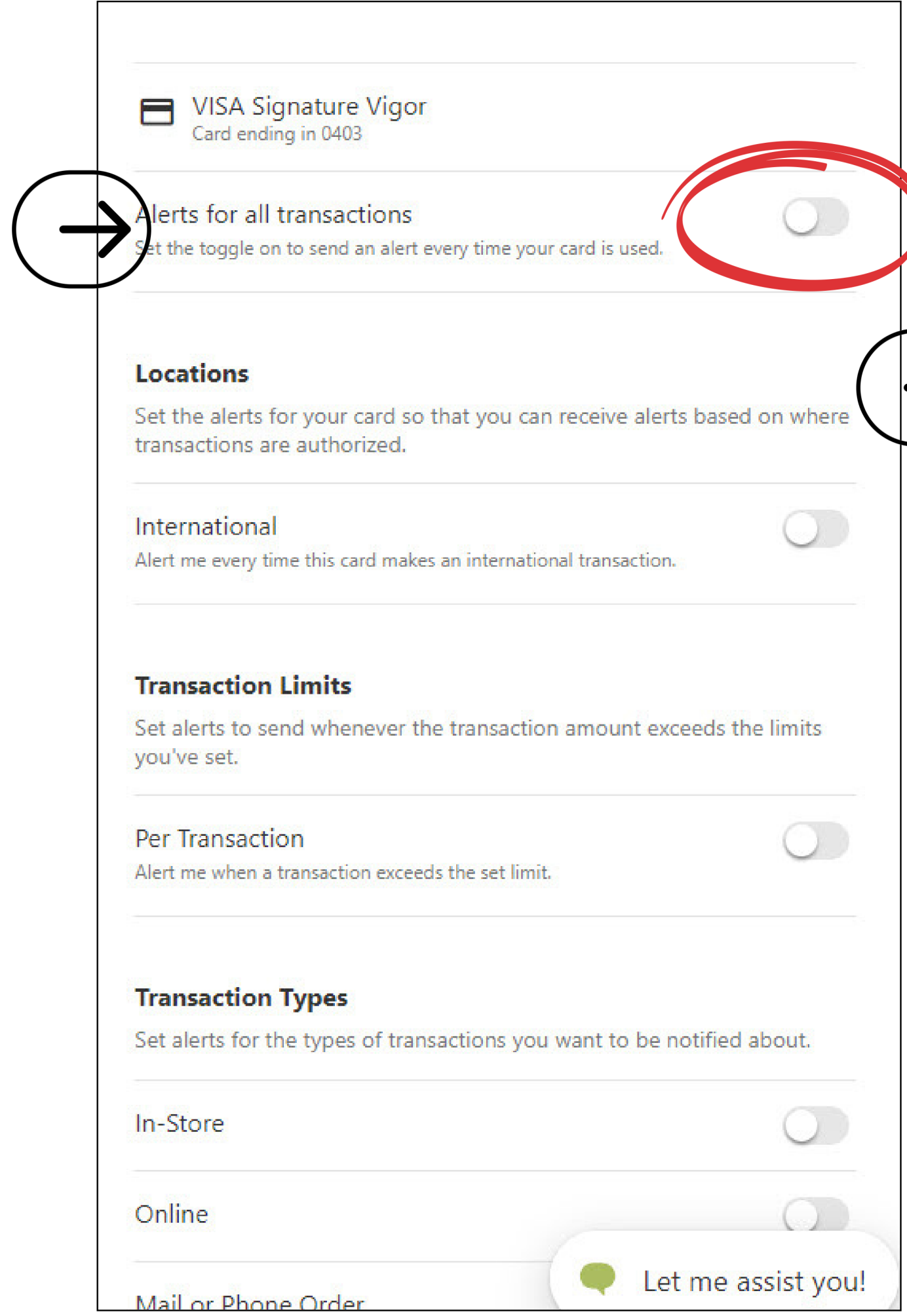
→ Manage Card Alerts
Set the type of card alerts you want to receive.

Manage Card Controls
Block or enable specific card controls.

5 To set **Alerts for all transactions**, use the toggle switch.


Next, use the **checkboxes** to select the method of contact you prefer.

Click **Save**.





CREDIT CARD ALERTS AND CONTROLS



msdfcu.org
215-996-3700

Insured by NCUA